



District Report Card: 2017


State: Punjab	District: Taran Taran
Class: 8	Subject: Mathematics
Schools: 51	Students: 1156


Participation/Coverage


Students

<div>GENDER</div> <div></div>	Boys		Girls	
	Number	%	Number	%
	612	52.94	544	47.06

<div>AREA</div> <div></div>	Rural		Urban	
	Number	%	Number	%
	996	86.16	160	13.84

<div>CATEGORY</div> <div></div>	SC		ST		OBC		GEN	
	Number	%	Number	%	Number	%	Number	%
	833	72.06	7	0.61	129	11.16	187	16.18

<div>CWSN</div> <div></div>	LD	VI	HI	S&LD	ID	Oth
	2	3	3	16	0	0

<div>Management</div> <div></div>	Government		Government-aided	
	Number	%	Number	%
	1036	89.62	120	10.38

Average Performance of Students in Mathematics (%)

Overall	Gender		Area		Management		Social Group			
	Male	Female	Rural	Urban	Govt.	Aided	SC	ST	OBC	GEN
29.80	29.16	30.51	29.40	32.29	29.73	30.39	30.02	16.19	28.84	29.98

Performance on Learning Outcomes (LOs)

Learning Outcomes	Description	Average Performance(%)
M601	Solves problems involving large numbers by applying appropriate operations	25.92
M606	Solves problems on daily life situations involving addition and subtraction of fractions / decimals	26.97
M620	Finds out the perimeter and area of rectangular objects in the surroundings like floor of the class room, surfaces of a chalk box etc.	28.14
M621	Arranges given/collected information in the form of table, pictograph and bar graph and interprets them	28.72
M702	Interprets the division and multiplication of fractions	30.36
M705	Solves problems related to daily life situations involving rational numbers	29.84
M706	Uses exponential form of numbers to simplify problems involving multiplication and division of large numbers	31.62
M707	Adds/subtracts algebraic expressions	29.33
M710	Solves problems related to conversion of percentage to fraction and decimal and vice versa	23.93
M717	Finds out approximate area of closed shapes by using unit square grid/graph sheet	24.87
M719	Finds various representative values for simple data from her/his daily life contexts like mean, median and mode	43.14
M721	Interprets data using bar graph	35.21
M801	Generalizes properties of addition, subtraction, multiplication and division of rational numbers through patterns	23.25
M802	Finds rational numbers between two given rational numbers	21.20
M803	Proves divisibility rules of 2, 3, 4, 5, 6, 9 and 11	35.55
M804	Finds squares, cubes, square roots and cube roots of numbers using different methods	32.65
M808	Uses various algebraic identities in solving problems of daily life	29.06
M812	Verifies properties of parallelogram and establishes the relationship between them through reasoning	22.99
M818	Finds surface area and volume of cuboidal and cylindrical object	16.92
M819	Draws and interprets bar charts and pie charts	38.24

Range of Performance of Students who Answered Correctly							
Below 30%		30% - 50%		50% - 75%		Above 75%	
Number	%	Number	%	Number	%	Number	%
632	54.67	383	33.13	120	10.38	21	1.82

Lowest Performing Learning Outcomes (LOs)

- 1 - Finds surface area and volume of cuboidal and cylindrical object (16.92)
- 2 - Finds rational numbers between two given rational numbers (21.20)
- 3 - Verifies properties of parallelogram and establishes the relationship between them through reasoning (22.99)

4 - Generalizes properties of addition, subtraction, multiplication and division of rational numbers through patterns (23.25)

5 - Solves problems related to conversion of percentage to fraction and decimal and vice versa (23.93)